

Survey123 Forms



- The [Montana Natural Heritage Program](#) is using Survey123, a mobile application and web interface, to streamline submission of surveys, plant and animal observations, and images to our databases. A **mobile device with GPS** is recommended for use in the field.
- Survey123 is a product of [ESRI](#) and is available at most app stores; any permissions granted and updates to the underlying app are the responsibility of ESRI. Learn more [here](#).

Survey123 Forms



- We create and maintain forms for use within Survey123; data submitted in any form is delivered to MTNHP for incorporation into our observation and survey databases and will be presented in a generalized way on the Montana Field Guide or as precise locations to agency natural resource managers via password protected access.
- If you have questions about this tutorial, a specific form, or Survey123 in general, please contact **Braden Burkholder** at bburkholder@mt.gov.
 - A tutorial [videos](#) are also available.

Survey123 Forms

- **Step 1 → Download Survey123 from your App Store**
 - If you have a work phone/tablet, start by filling out any paperwork needed to download applications (e.g., SABHRS/ITPR form)
 - A fast wifi connection is recommended
 - <https://www.esri.com/en-us/arcgis/products/arcgis-survey123/downloads>

Apple



Available on the
App Store

Android



GET IT ON
Google Play

Windows




Get it from
Microsoft

Survey123 Forms

• Step 2 → Login to Survey123 App (optional)


- Optional, but allows you to bypass entering your name on each form
- You must have an **organizational ArcGIS Online account**
- To log in to the ArcGIS online account for your agency:

1. Sign in with 

ArcGIS login ^

[Forgot username?](#) or [Forgot password?](#)


Your ArcGIS organization's URL v

2. Sign in with 

ArcGIS login v

Your ArcGIS organization's URL ^

.maps.arcgis.com

3. Sign in to Montana Geographic Information with 

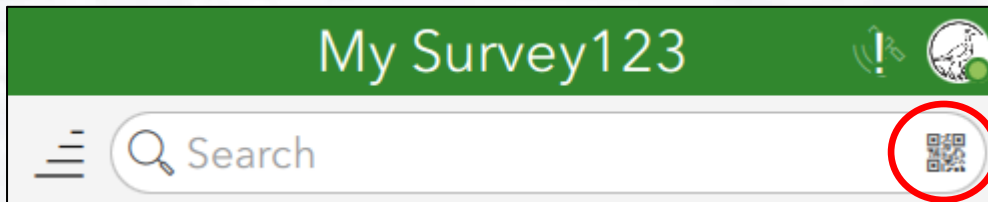
ArcGIS login v

4. Sign in with your Active Directory loginID (e.g. CX1234)

Survey123 Forms

- **Step 3 → Download a MTNHP survey form**

- Open Survey123 app
- Use the QR scanner button to scan a code below and start downloading (wifi recommended)



- Survey forms currently available (links are for desktop use only):

- Heritage Observation Collector

<https://arcg.is/1XSGP90>



- Rapid Weed Reporter

<https://arcg.is/14fv4n0>

